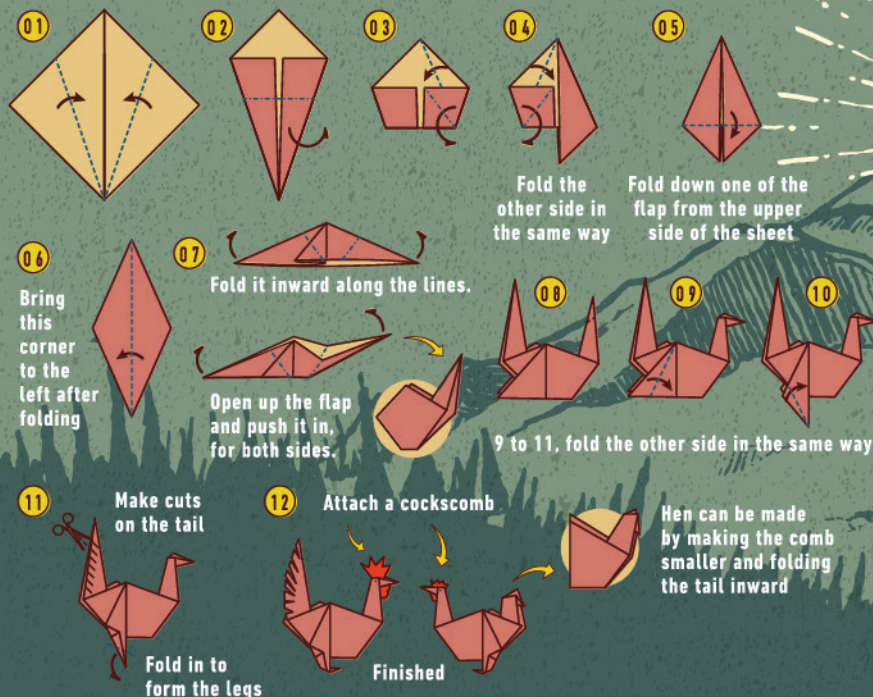
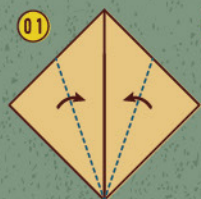




HAPPY NEW YEAR


LET TOYOTA WELCOME THE DAWN OF THE FIRE ROOSTER YEAR (丁酉)
WITH THE WARMTH OF A SMILE. LET  DRIVE YOU THROUGH MANY
EXCITING ADVENTURES FOR A BOUNTIFUL YEAR AHEAD!

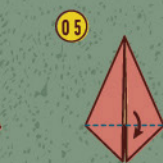


01 

02 


03 

04 


05 

Fold the other side in the same way


Fold down one of the flap from the upper side of the sheet

06 


Bring this corner to the left after folding


07 


Fold it inward along the lines.

08 


Open up the flap and push it in, for both sides.

09 

10 

11 

Make cuts on the tail

12 

Attach a cockscomb

Fold in to form the legs

Finished

9 to 11, fold the other side in the same way

Hen can be made by making the comb smaller and folding the tail inward

Materials required: 1 x square  1 x 

